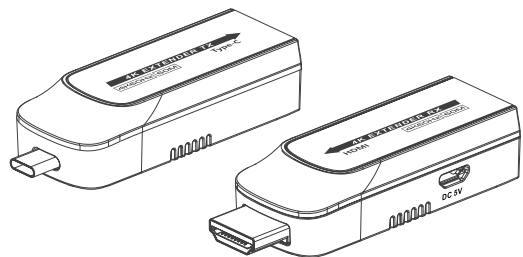


User Manual

4K60Hz Type-C to HDMI EXTENDER



• Important Safety Notice

1. Do not mix up the transmitter and the receiver before installation.
2. Keep the installation environment dry and ventilated.

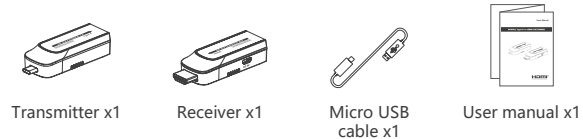
• Introduction

Featuring a Type-C transmitter and an HDMI receiver, this product achieves zero latency transmission via CAT6/6A/7 network cable of UHD audio and video signals. It supports 4K@60Hz Type-C video signal transmission up to 60 meters and 30 meters for 4K@120/144Hz. A variety of applications can be achieved with this kit, such as education, training, conferences, etc.

• Features

1. Zero latency transmission
2. Support up to 4K@60/120/144Hz resolution, backward compatible
3. Compatible with Cat6/6A/7 network cable, transmission distance up to 60 meters for 4K@60Hz signal and 30 meters for 4K@120/144Hz signal
4. Support HDR10
5. Support EDID passthrough and auto downscaling
6. Support Type-C input and HDMI output
7. The transmitter can take power from the source signal device through the Type-C port
8. Compact design, plug and play

• Package Contents

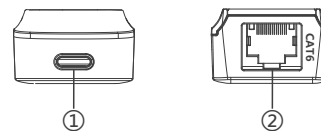


• Installation Requirements

1. Type-C source device like smartphone, tablet, PC, etc. with Type-C port.
2. HDMI display device like TV, projector, LED screen, etc. with HDMI port.
3. UTP/STP CAT6/6A/7 cable, follow standard IEEE-568B.

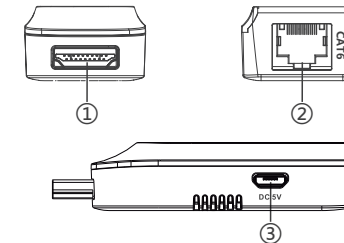
• Panel Description

Transmitter



① Type-C signal input	Connect with the source device
② RJ45 signal output	Connect with CAT6/6A/7 network

Receiver



① HDMI signal output	Connect with the display device
② RJ45 signal input	Connect with CAT6/6A/7 network
③ Power input	Connect to the USB port with the Micro USB cable. In case of unstable transmission, connect the Micro USB cable to the DC5V power adapter

• Installation and Connection

1. How to make a network cable, follow the standard of IEEE-568B:

- | | | | |
|--------------------|----------|-------------------|---------|
| 1-white and orange | 2-orange | 3-white and green | 4-blue |
| 5-white and blue | 6-green | 7-white and brown | 8-brown |



2. Connection



3. Connection instruction

- 1) Signal sources are connected through the Type-C port of the transmitter, and displays are connected via the HDMI port of the receiver.
- 2) The transmitter and receiver are connected by CAT6/6A/7 network cable.
- 3) Using the micro USB cable to power on the receiver, the product is ready to use.

• Q&A

Q: No image is displayed when the signal source is a smartphone?

- A:
- 1) When the output mode of the signal source is Phone Mode or Screen Mirror Mode and the display device supports 4K@120/144Hz, make sure the network cable is less than or equal to 30 meters.
 - 2) If the length of the network cable is more than 30 meters, please set the output mode of the signal source to Desktop Mode or Samsung Dex.

Q: How do I fix black screen or screen flickering?

- A:
- 1) It is recommended to replace the network cable with better quality or reduce the length of the network cable.
 - 2) If it still doesn't work, try to reduce the output resolution of the signal source.

Q: There is no output on screen when all connections are correct?

- A:
- 1) Check whether the network cable meets the requirements and complies with the IEEE-568B standard.
 - 2) Check whether the RX power cable is firmly connected.
 - 3) Check whether the signal source has a signal output.
 - 4) Check whether the display device is set to the correct input.

• Specification

Items	Specifications	
Compatibility	Voltage	TX: Power by the signal source RX: DC 5V500mA
	Power consumption	TX < 3W, RX < 3W
HDMI performance	HDMI version	HDMI 2.0
	HDCP version	HDCP 2.2, HDCP 1.4
	Max transmission rate	18Gbps
	Resolution	1280x720, 1280x960, 1366x768, 1440x900, 1680x1050, 1920x1080, 1920x1200, 720p@50/60Hz, 1080i@50/60Hz, 1080p@24/25/30/50/60/120/144Hz, 3840x2160@24/25/30/50/60/120/144Hz, 4096x2160@24/25/30/50/60/120/144Hz
	TMDS signal	0.7~1.2Vp-p (TMDS)
DDC signal	5Vp-p (TTL)	
Transmission distance	CAT6/6A/7	4K@60Hz ≤ 60m 4K@120/144Hz ≤ 30m
Audio formats	PCM, DTS, Dolby	
HDR10	Supported	
HDMI 3D	Supported	
EDID passthrough	Supported, auto downscaling	
Operating environment	Working temperature	-20~55°C
	Storage temperature	-30~60°C
	Humidity	0~90%RH (no condensation)
Physical properties	Material	ABS
	Color	Black
	Dimension	71.5 (L) x 26.0 (W) x 15.0 (H) mm
	Weight	TX: 17g RX: 17.5g

ESD protection	1a Contact discharge level 2 (±4KV)
	1b Air discharge level 3 (±8KV) Implementation of the standard: IEC61000-4-2

Disclaimer

The product name and brand name may be registered trademark of related manufactures. ™ and ® may be omitted on the user manual. The pictures in this user manual are just for reference. The terms HDMI, HDMI High-Definition Multimedia Interface, and the HDMI Logo are trademarks or registered trademarks of HDMI Licensing Administrator, Inc. We reserve the rights to make changes without further notice to a product or system described herein to improve reliability, function or design.